


SELECTION GUIDE

METAL

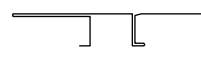


PSV:
Plywood Style Vent




Page 77

PWC:
Plaster Water-Resistant Channel




Page 77

S-B:
Counter Support Bracket




Page 78 **NEW**

SBS:
BugStop® Soffit Vent




Page 78

SBW:
Santa Barbara Weep Screed™




Page 79

SBX:
Stud Blocking




Page 79 **NEW**

SDE:
#12 Soffit Drip Edge™




Page 80

SES:
EmberStop® Soffit Vent



Page 80

SFC:
Short Flange Casing




Page 81

SFC88:
Short Flange Casing Bead



Page 81 **NEW**

SFS:
Single Flange Screed




Page 82

SLT:
Slotted Slip Track




Page 82 **NEW**

SPS:
Single Point Screed




Page 83

SSF:
Stucco Screed Flashing (#3)




Page 83

SSM:
Step Separation Mold



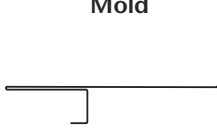
Page 84

SST:
Stucco Stop (#36)




Page 84

STM:
Soffit Transition Mold




Page 85

STS:
Slotted Stud Sticker




Page 85 **NEW**

STU:
Stud




Page 86 **NEW**

SVR:
Soffit Vent/Reveal Screed



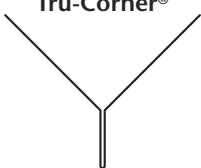
Page 86

TPC:
Two Piece Expansion Corner - 2 Piece




Page 87

TRC:
Tru-Corner®




Page 87

TRM:
T-Reveal Mold




Page 88

TSF:
Transition Step Flashing




Page 88

TWM:
T Water-Resistant Molding




Page 89

VHC:
Vented Hat Channel



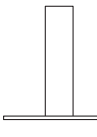
Page 89

W-S:
Weep Screed (#7)




Page 90

WPX-R:
Wall Post (Rectangular Base)




Page 90 **NEW**

WPX-S:
Wall Post (Square Base)



Page 91 **NEW**

WTP:
Window Termination Point



Page 91